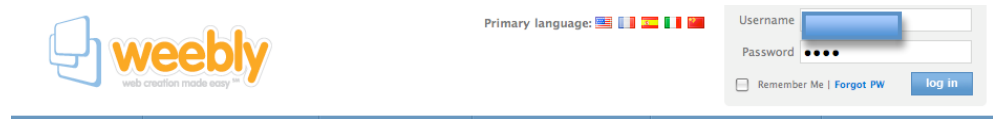


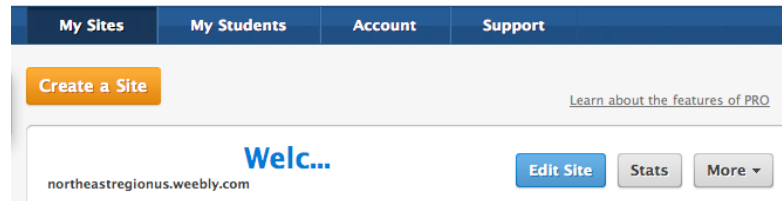
Steps to your website using weebly.com

1 Computer/group

1. Log on to <http://www.weebly.com>

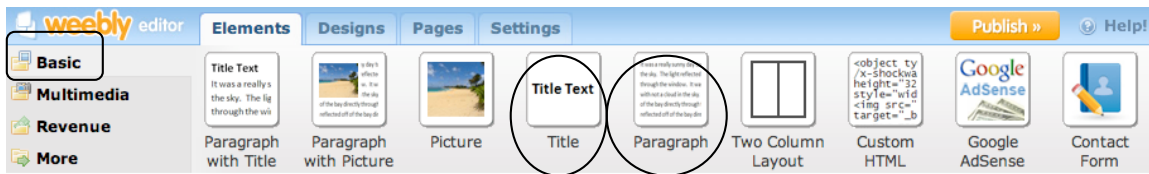


2. Edit your site



3. Go to your page that you will edit. Be sure you are on the right page or we'll lose other people's work.

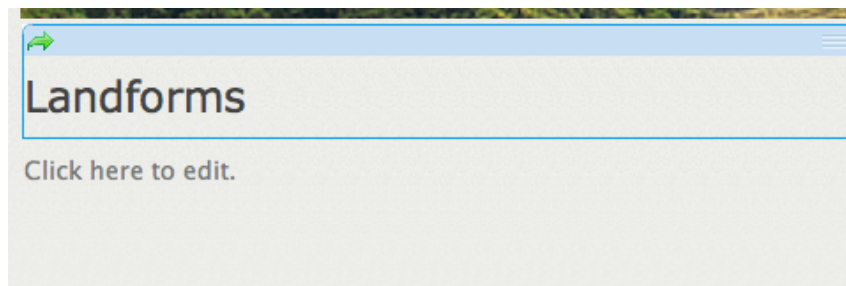
4. Add your elements



Title

Paragraph

Should look something like this



5. Type your title and paragraph.

6. When done typing you will need to click on close in the top right corner.

